

SDT340

with Ultranalysis® Suite 3

Detect, measure,
analyze ultrasound
and vibration



Ultrasound
Solutions

www.sdtultrasound.com

SDT340

Data Collector



A condition monitoring solution providing the first line of defense for asset reliability.



Enhance productivity in the field with **on-screen time signal**, spectrum, split screen view, and icon navigation.



Experience enhanced impact detection with **focUS Mode up to 256k sample rate**. See defects others simply cannot.



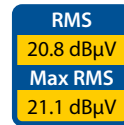
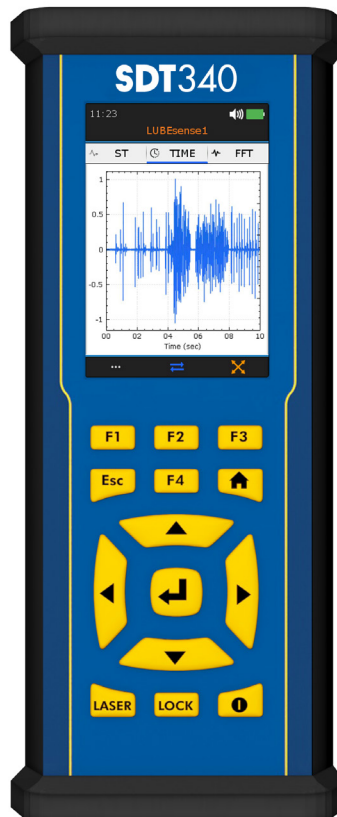
Pan and expand your time signal or spectrum. List the **highest values** to improve in-field diagnosis.



Cut the cord with SDT340's high definition **Bluetooth headphones**.



With over **4 GB of storage**, record data longer on slow speed machines and never run out of memory.



RMS
20.8 dB μ V
Max RMS
21.1 dB μ V

Signal analysis based on the four **Condition Indicators** (RMS, Max RMS, Peak Value and Crest Factor).




Record time waveform data **up to 10 minutes** in duration with enhanced signal data.



Recall **historical data** for trending and alarming in-the-field acquisition.



The intuitive interface to UAS3 allows for data collection in **"off-route" mode**.



Interoperability of sensors such as Ultrasound Contact, Ultrasound Airborne, Accelerometer, build-in Infrared Temperature and Tachometer.

APPLICATIONS



MECHANICAL



LEAKS



LUBRICATION



ELECTRICAL

UAS3

Analysis Software

**Powerful
Analytical
Versatile**



Inspect, detect, measure, trend and analyze asset health. View ultrasound and vibration directly on SDT340's color display or UAS3.

Ultranalysis® Suite 3

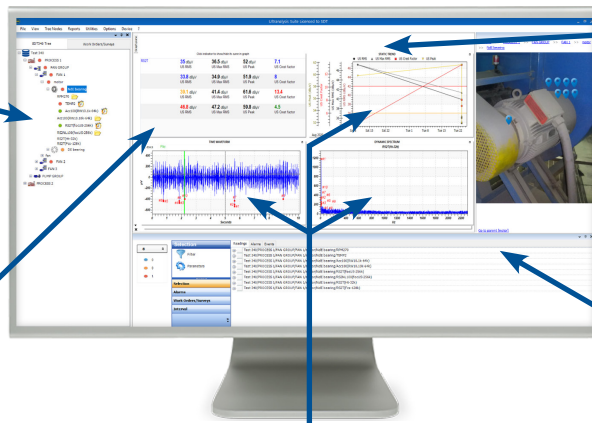
Manage data and organize team strategy with UAS3, the most flexible, complete condition monitoring software solution available.

Data Management

Organize thousands of assets using a seven-level hierarchical tree structure and unlimited data folders. Assign surveys and collaborate with your maintenance team.

Measurement Matrix

A quick overview on historical indicators and alarms summarizing the health status of every asset.



Dashboards

A powerful graphical interface of summary data and analytical tools to enhance the user's experience.

History


Browse, load and play-back the signal through your previous acquisitions.

Analytics

Visualize each asset's condition with instant Static Trends, Dynamic Time Waveforms, and Dynamic Spectrums.



VALVES



STEAM



HYDRAULICS



TIGHTNESS

Training

Training is a cornerstone of an effective and enduring ultrasound program. Companies that invest in training experience faster return on investment and full adoption of applications.

"Without ultrasound in your Maintenance and Reliability program you miss a huge opportunity for improvement in cost and uptime. But once you decide to include the technology, where do you go to learn how it works and how to use it? SDT has done a tremendous job in the creation and delivery of virtual training, using the latest online methods to bring practical concepts to life in a very engaging manner.

Now, you can achieve certification without the trouble and expense of traveling, and in a format that respects the new working norms. Certification training is essential to the success of an Ultrasound program and now it is offered in an easy to digest format. Great job SDT!"

David Frye CRL, CMRP and 45 year maintenance/reliability professional

SDT offers online, on-site and hybrid training programs, check on the training section of our website to hear more!

Support

SDT builds rugged solutions that last a lifetime.

Our after sales support team is here to ensure your ultrasound investment continues to function for the long haul.

Whether it's calibrating and updating the firmware of your hardware, or administering the latest software updates, you can depend on our globally located service centers to keep your SDT solution in factory condition.

LIFETIME

WARRANTY


SDT products are built to last a lifetime...

And so is our WARRANTY.

Ask us about our LIFETIME WARRANTY today.

Sensors and Accessories

Contact sensors



Vibration sensors



Non-contact sensors



Ultrasonic transmitters



SDT340 Features and Technical Specifications

On-board measurements	Ultrasound, Vibration, Infrared temperature and Tachometer.	Sensitivity	Class I instrument exceeding ASTM 1002-11 requirements for gas leak detection using the appropriate sensor.
Dual Sensor Inputs	One for ultrasound measurement and one for vibration.	Display	Full color TFT 3.5" screen 320x480. Active area: width 48.96 mm (1.93") x height 73.44 mm (2.89").
Time signal and spectrum	On-screen time waveform and FFT. Panning and zooming for signal navigation. Display of the 10 highest values and the 4 Cls.	Bluetooth	For audio streaming.
Frequency range	Up to 100 kHz.	Housing	Extruded aluminum, shock proof rubber protections.
Sampling rate	32, 64, 128 and 256 kHz oversampling focUS Mode.	Dimensions	L x W x H 221 x 93.5 x 44 mm. (8.7 x 3.7 x 1.7 inches).
Signal length per recording	600 seconds (32 kHz sample rate) or 150 seconds (128 kHz focUS Mode).	Weight	720 g (25.4 oz), including battery.
Data memory	4.2 GB allowing the storage of 71 minutes of signal sampled at 128 kHz or 286 minutes at 32 kHz.	Headphone	Wired headset and wireless Bluetooth headset. The SDT340 is compliant to noise exposure health and safety requirements when using SDT provided models.
		Warranty	Lifetime warranty Visit www.sdtultrasound.com for details.

SDT Mission

SDT provides ultrasound solutions that help our customers gain a better understanding about the health of their factory. We help them predict failures, control energy costs, and improve product quality while contributing to the overall reliability of their assets.

Your SDT Certified Partner



Ultrasound Solutions

SDT International s.a./n.v.

Bd de l'Humanité, 415
B-1190 Brussels - Belgium
Tél: +32(0)2-332 32 25
Email: info@sdtultrasound.com
www.sdtultrasound.com

SDT North America

7677 County Road 2
Cobourg ON K9A 0X4, Canada
Toll Free NA: 1-800-667-5325
Intl Phone: 1-905-377-1313
Email: hearmore@sdtultrasound.com